



# Mini Merlin Kitchens

## Emergency Gas Shutdown With Gas Detection For Commercial Kitchens

**Partcode:**  
 CGSCH4CO-TWA (Methane)  
 CGSLPGCO-TWA (LPG)

**Protect Life & Building**



**Automatic Emergency Gas Shutdown**  
 Automatic gas supply shutdown in alarm i.e. gas detected, emergency panic & fire alarm activation



**Manual Emergency Gas Shutdown**  
 Use with a twist release panic button to manually shut off the gas supply in emergency



**Manual Reset**  
 Touch button for manual reset after an alarm state or upon start-up



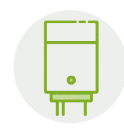
**BMS & Fire Panel Connectivity**  
 Outputs available to BMS systems via the controllers dry contacts




**Plug & Play**  
 Pre-programmed inputs & outputs for fast and easy installation



**UL Listed**  
 UL 61010 Listed Controller  
 UL 2075 sensor



**Meets Code Requirements**  
 Emergency gas shutdown and hazardous gas detection



**Easy To Use**  
 Clear TFT screen displays status indications & live gas detector values

## Gas Detection

Two Stage Built-In Alarm With Automatic Shutdown

Gas Sensor	Alarm 1 - Pre Alarm Warning	Alarm 2 - Full Alarm	Life (Years)
Carbon Monoxide (CO)	> 20ppm	> 20ppm @ 2 hours / 50ppm @ 1 hour / 100ppm @ 10 minutes / 300ppm @ 1 minute	5
Methane / LPG	> 8% LEL	> 10% LEL	10

## Other Shutdown Methods

Fire Alarm And Emergency Panic Button Input for Additional Shutdown Methods



# WISER AND SAFER CONDITION



**Emergency Shutoff Buttons**



**Fire Alarm**



**Close a solenoid valve in alarm**

## INPUTS

Inputs from various devices will initiate an alarm condition, which will shut down connected devices

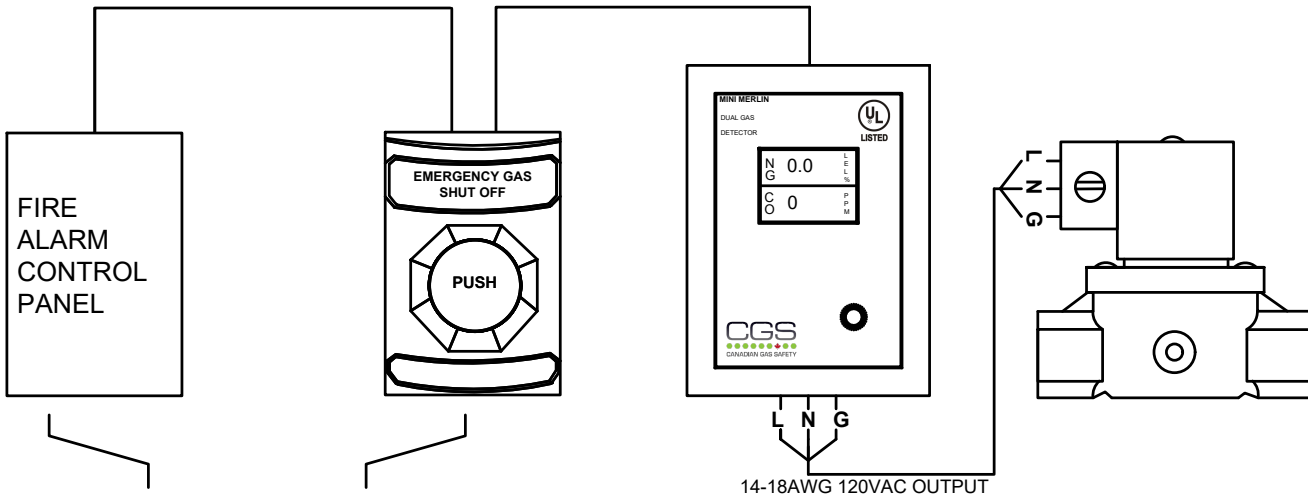
## THE MINI MERLIN

Add in the Mini Merlin as a relay panel between your emergency shut off and fire alarm, and get the added benefits of combustible gas detection and simply the wiring.

## OUTPUTS

Various built-in outputs allow the Mini Merlin to shut down devices

### NORMALLY CLOSED DRY CONTACT INPUT



### Fire Alarm

If the fire alarm is activated, the Mini Merlin will close the gas solenoid valve

### Panic Button

If the emergency panic button activated, the Mini Merlin will close the gas solenoid valve

### Gas Detection

When gases reach dangerous levels, it will automatically close the valve

### Gas Solenoid Valve

120VAC normally closed gas solenoid valve for safety shut off

Find out more

**Canadian Gas Safety Inc**

[www.canadiangassafety.com](http://www.canadiangassafety.com)

Head office: 150 King Street West, Suite 200, Toronto, ON M5H 1J9

Tel: (647) 577-1500

Email: [info@canadiangassafety.com](mailto:info@canadiangassafety.com)



**SIMPLE,  
EFFICIENT &  
RELIABLE**