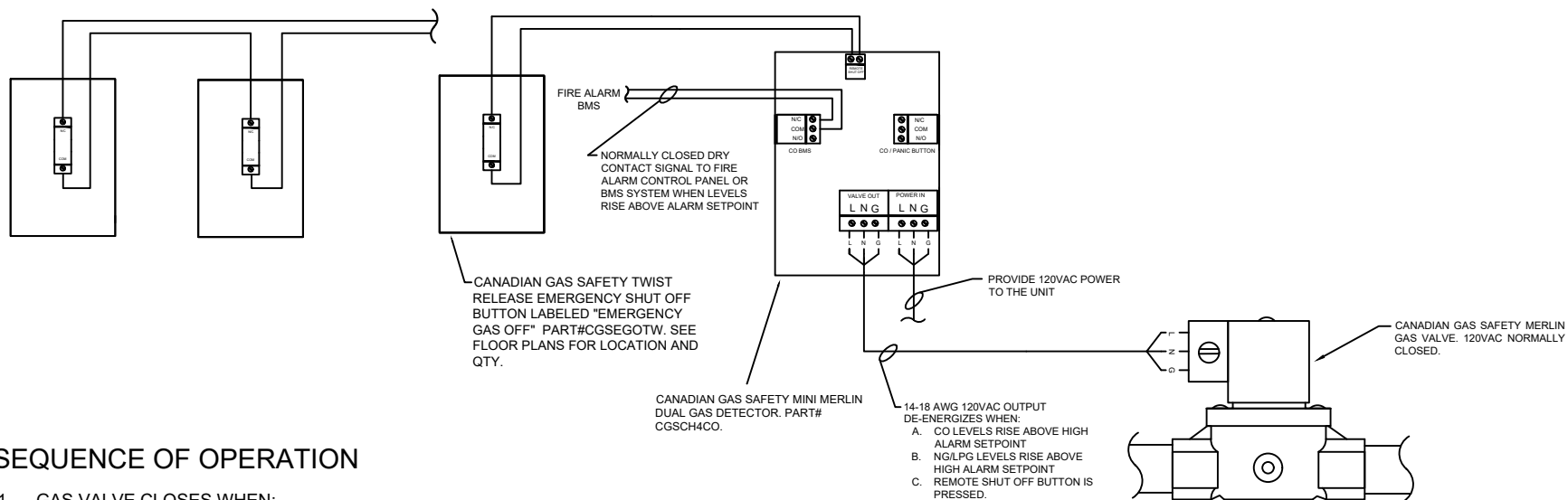
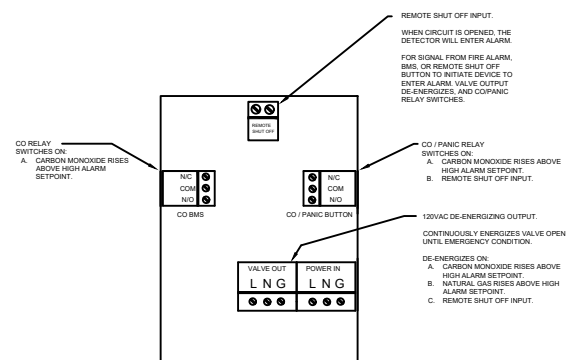
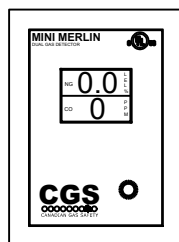
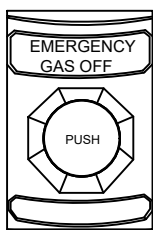


MULTIPLE PANIC BUTTONS
Wire in series as shown. Locate
outside of each entrance.



SEQUENCE OF OPERATION

1. GAS VALVE CLOSES WHEN:
 - 1.1. CARBON MONOXIDE RISES ABOVE HIGH ALARM SETPOINT.
 - 1.2. NG/LPG RISES ABOVE HIGH ALARM SETPOINT.
 - 1.3. REMOTE EMERGENCY SHUTOFF BUTTON IS PRESSED.
 - 1.3.1. PLACE REMOTE SHUTOFF BUTTONS OUTSIDE OF EACH ENTRANCE PER CSD-1 REQUIREMENTS.
2. SIGNAL TO FIRE ALARM OR BMS
 - 2.1. CO LEVELS RISE ABOVE HIGH ALARM SETPOINT



CIRCUIT BOARD OVERVIEW