


CGS-GSV

Gas Solenoid Valves
Normally Closed
Safety Shut Off



120VAC Power
Input



UL Listed



Normally Closed
Safety Shutoff



1/2" to 2" NPT
Available For This
Model
Various Other Sizes
Also Available

Standards



Product Overview

The CGS range of normally closed, electrically operated gas valves provide safety shut down over combustible gas such as natural (Methane) and LP (Liquefied petroleum). Closed when de-energized, open when energized.

These valves are suitable for CSD-1 applications along with on/off control on water heaters, atmospheric boilers, roof top make up air units, power burners and commercial kitchen ranges.

Add manual re-set by incorporating an CGS control or panic button.

Features

- Zero Differential
- 0-5 PSI Max Working Pressure
- 110V AC
- 1/4" Inlet & Outlet Ports
- Visual Power Indication
- Body: Die Cast Aluminum
- Max Temp: 140F
- Min Temp: 5F

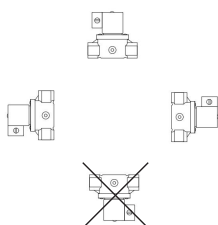
Sizes Available

Valve Size " (inch) NPT	CGS Part Number 0-5PSI
1/2"	CGS-GSV12
3/4"	CGS-GSV34
1"	CGS-GSV1
1+1/4"	CGS-GSV114
1+1/2"	CGS-GSV112
2"	CGS-GSV2

Outdoor Installation:

Add - WP Suffix for Water / Rain proof cover
Add - EN Suffix for Polycarbonate enclosure

Mounting Position



Metal shoe construction of the diaphragm allows for vertical installation, with less damage from debris and over pressure.

Power LED Indicator



Blue LED indicates valve is receiving control voltage and should be in the open position.



Approvals

UL YIOZ Automatic Shut Off Valves
File MH64653
Complies with:
AGA
CSA/ANSI Z21.21-CGA6.5 FM
CSD-1 Acceptable



WARNING

If the flow is not in the same direction of arrow, valve may not shut off.

Technical Information:

Capacity

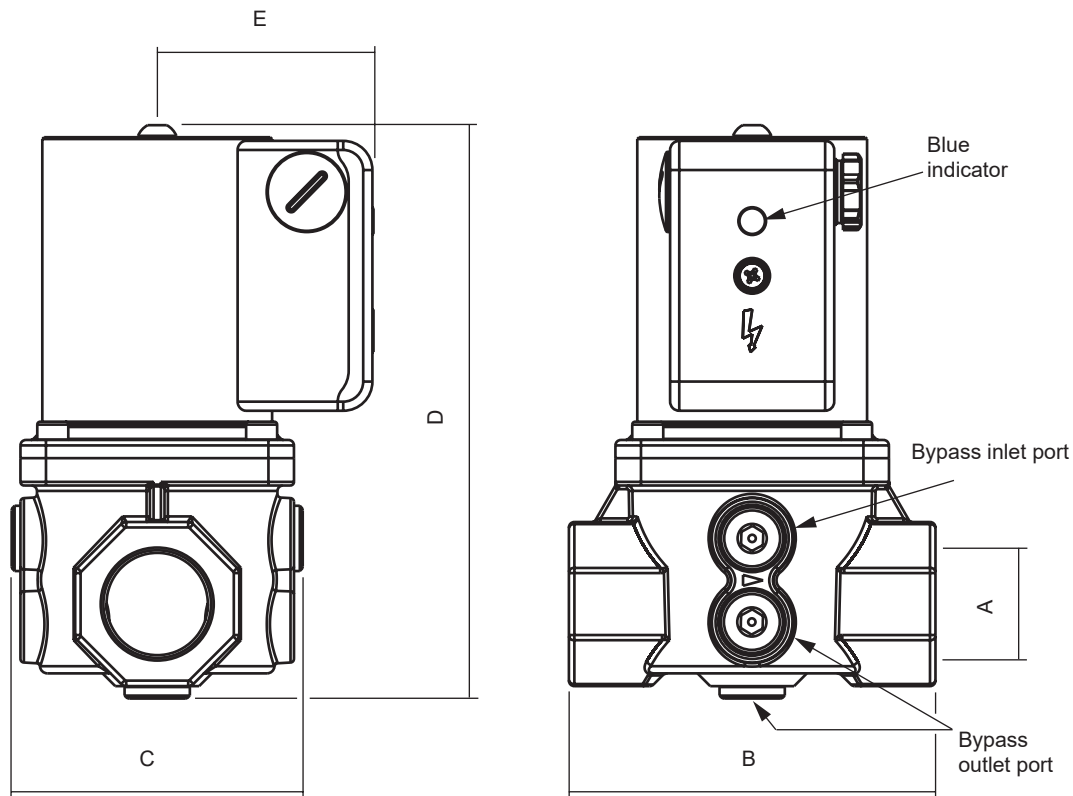
CFH at Pressure Drop of 1-Inch Water Column.

Size	M3/per/Hr	CFH	BTU/hr
0-5PSI			
1/2"	6.4	226	226,014
3/4"	14.8	523	522,657
1"	16.7	590	589,755
1+1/4"	38.5	1,360	1,369,615
1+1/2"	47.1	1,663	1,663,320
2"	66.7	2,355	2,355,488

Current Draw

Pipe Size (Inch)	110Vac / 5PSI
1/2" - 3/4" - 1"	0.160A
1+1/4"	0.160A
1+1/2"	0.35A
2"	0.41A

Dimensions



Size (Inch)	A	B	C	D	E
1/2"	1/2"	3.62"	3.00"	6.14"	2.32"
3/4"	3/4"	3.62"	3.00"	6.14"	2.32"
1"	1"	3.94"	3.15"	6.22"	2.32"
1-1/4"	1-1/4"	5.87"	4.53"	8.50"	2.80"
1-1/2"	1-1/2"	5.87"	4.53"	8.50"	2.80"
2"	2"	6.69"	5.59"	9.06"	3.00"

Find out more
Canadian Gas Safety Inc
www.canadiangassafety.com

Head office: 150 King Street West Suite 200,
 Toronto, ON M5H 1J9
 Tel: (647) 577-1500
 Email: info@canadiangassafety.com

